

Healthy Active Learning

Chalk Bombing at Porirua East School

NukuOra

An active Wellington region

Introduction

Porirua East School are wanting to brighten up their school with new playground markings. To find out what markings the tamariki enjoy playing on we ran a chalk bombing session. This involved having some template activities already drawn up ready to be played on, as well as pictures of other designs to help inspire them to draw their own ideas.

Templates





Popular templates

ACROSS THE SHAPES

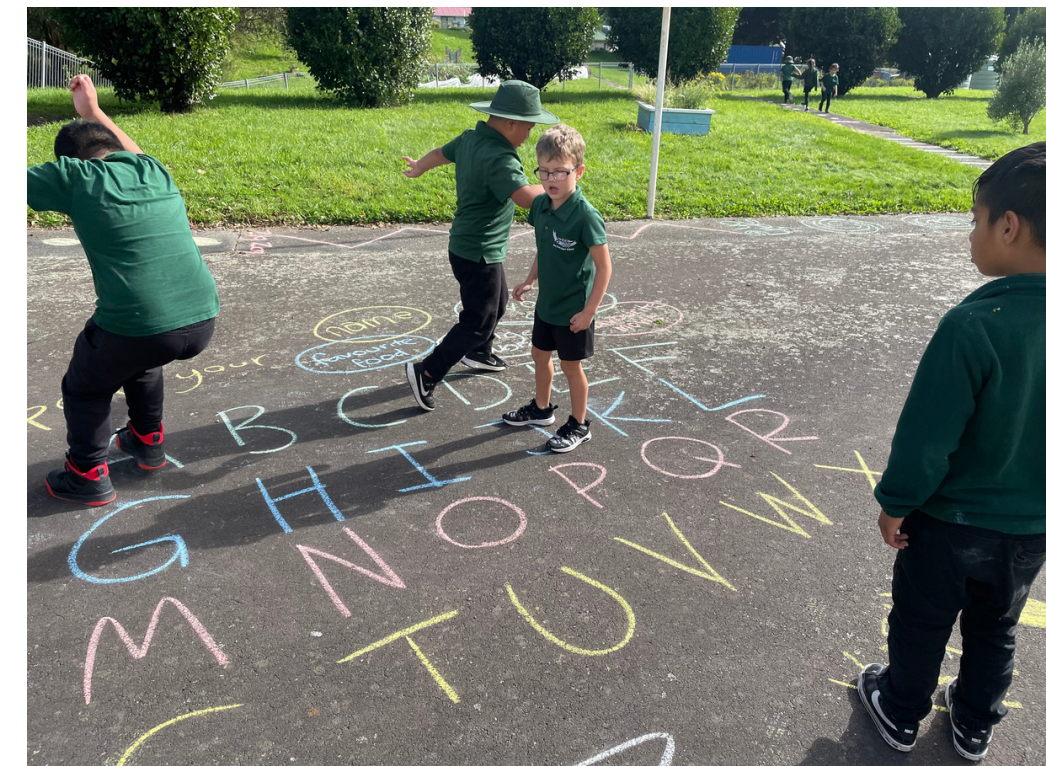


MIRROR ME



ALPHABET

Spell your
name,
favourite
colour etc



Least popular templates

WALK LIKE A ...



NUMBER SNAKE



Templates that needed an explanation of how to use

MIRROR ME



THROW AND COUNT

We let the tamariki draw their own ideas with chalk and on paper



Tamariki drawings

- Flowers
- Rainbows
- Hearts
- Fruit
- Clouds and rain
- Dragons
- Sunsets



Tamariki looked at pictures of other designs and liked:


HOPSCOTCH



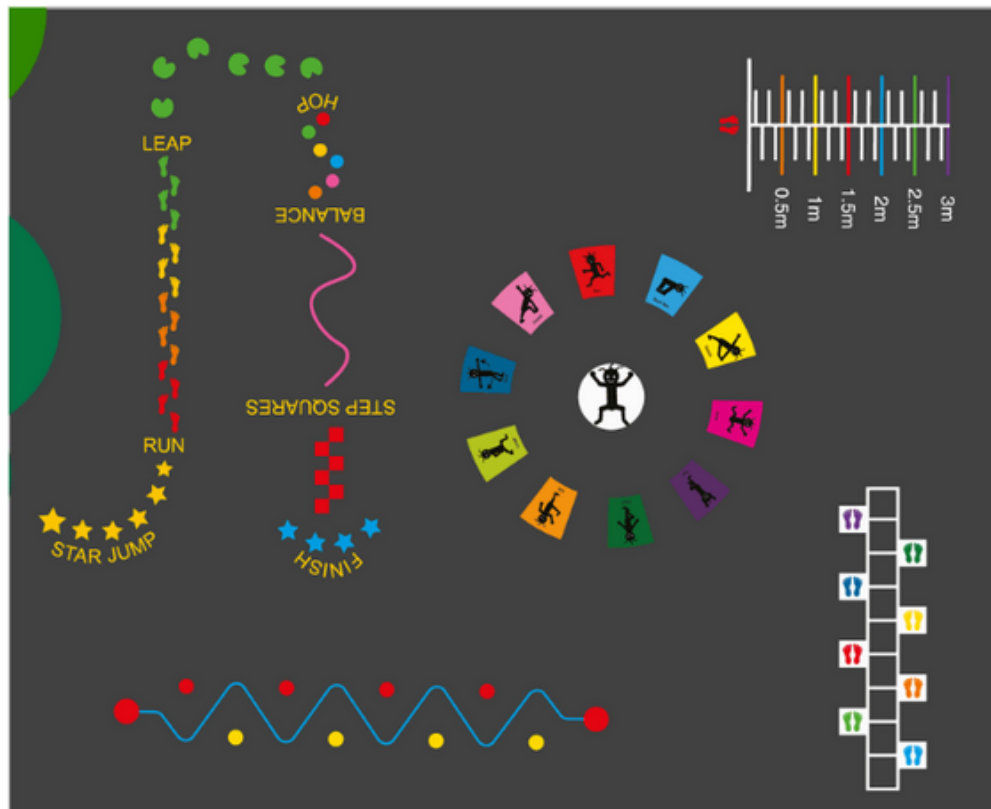
MAZES




TWISTER




PLAY ON YOUR WAY



SNAKES AND LADDERS



Other Ideas



Noughts and Crosses



**Play on your way
pathway all the
way around the
school**



**Having chalk out on
a regular basis to
play with/design
own pathways**

Next Steps

DECIDE ON SPACES

- What spaces do we want to use/are we able to use?
- Do we have permission?

CHOOSE DESIGNS

- Who will decide this?
- How can we use the stencils provided to create the designs needed or wanted?

SOURCE PAINT

- Resene Paint
- Paint Drive
- Community Groups
- Whānau

PAINTING IT UP

- Who is going to do this?
- What is the process involved?